



System Chart  
SC-1600 *Pola* / 1600





## Reliable Features

for easy operation and efficient workflow

---

## Sufficient Functions

for more refined and smoother examinations

---

## Flexible Usability

for comfortable test in any circumstances



## SC-1600<sup>Pola</sup> / 1600 Chart Types

	Type T* <sup>1</sup>	Type PhM* <sup>1</sup>	Type P* <sup>1</sup>	Type M* <sup>1</sup>	Type UK* <sup>1</sup>	Type G+* <sup>1</sup> <sub>*2</sub>	Type U* <sup>2</sup> <sub>*3</sub>	Type F* <sup>2</sup> <sub>*3</sub>	Type ISO* <sup>2</sup> <sub>*3</sub>
Letter	0.04 to 1.5	0.04 to 2.0	0.04 to 2.0	500 to 10	150 to 4	0.04 to 1.6	400 to 10	0.05 to 1.2	—
Number	0.04 to 1.5	—	0.1 to 1.25	200 to 10	12 to 4	0.04 to 1.6	200 to 10	0.2 to 1.2	0.05 to 1.6
Tumbling E	0.1 to 1.5	0.04 to 1.6	0.1 to 1.2	100 to 10	—	0.04 to 1.6	100 to 15	0.1 to 1.2	0.1 to 1.25
Landolt C	—	—	—	—	150 to 4	0.04 to 1.6	—	0.1 to 1.2	0.1 to 1.6
Children	0.1 to 1.0	0.1 to 1.25	0.1 to 1.0	200 to 20	38 to 6	0.1 to 1.6	100 to 20	0.1 to 1.0	0.16 to 1.0
ETDRS style letters	0.32 to 2.0	0.32 to 2.0	0.32 to 2.0	64 to 10	20 to 3	0.32 to 2.0	—	—	—
Astigmatism clock dial			—	—					
Dots		—							
Red-green			—						
Cross grid				—	—	—	—		—
Binocular balance									
Duochrome balance				—			—		
Phoria		—	—	—	—				—
Phoria with fixation point			—		—	—		—	
Vertical line	—	—	—		—	—		—	—
Horizontal line	—	—	—		—	—		—	—
Vertical coincidence		—			—				
Horizontal coincidence	—	—		—	—		—		—
Schober				—	—		—		
Stereo									
Worth four dot									
Fixation point									
Others	—	 Mallet (horizontal phoria)  Mallet (vertical phoria)	—	—	 Muscle	 Pointer  Double pointer	—	—	—
	—	—	—	—	—	 Stereo triangle  Stereo balance  Stereo four lines	—	—	—

\*1 only with the RT-5100 / 3100 \*2 only for the SC-1600Pola \*3 only with the RT-2100 / 900

## Wide Range of Image Display

The high definition 17-inch LCD screen allows VA 0.04 to 2.0 images to be displayed.

The wide bezel secures enough space around the chart to reduce peripheral fusion.

The microcomputer-based chart operates quickly just after start up.



## Programmed Test


For easy refraction, a maximum of three test programs can be set to the remote control according to the user's preference.

## Auto Light Off Mode

For power saving, the screen backlight can be set to go out automatically after the unit is idle for 15 minutes.

## Contrast Test

To support patients who have undergone cataract or refractive surgery, the SC-1600Pola / 1600 has the ability to measure contrast sensitivity at three different levels below the normal threshold.



## Center Display Function

Single letter and horizontal / vertical line masking image are always centered on the screen. Characters displayed in a horizontal line can be randomized to prevent letter memorization.

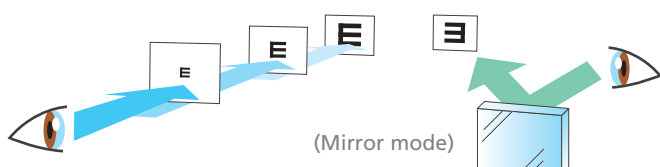


## Black and White Inversion Function

The VA chart can be selected from black on white to white on black.

## Selectable Refraction Distance

The refraction distance can be pre-selected from 2.5 to 6 m in 1 cm or 1 inch increments to fit any size of exam room. The chart image size can be reduced or enlarged corresponding to the refraction distance to keep the same visual angle. The same refraction distance is also adjustable to accommodate mirrored exam rooms.



## System Integration

The NIDEK system chart can be synchronized with the NIDEK Intelligent Refractor by optional connection cable or infrared communication unit for more refined and smoother examinations.

When synchronized, chart image adjustment is possible using the Intelligent Refractor control box.



## Auto Test Mode

By simply pressing Yes / No button on the remote control in accordance with the patient response, the test proceeds automatically with no need to select the next chart.



## Indication of a Slide Image

When not being used for eye examination, Images stored in an SD memory card can be displayed. It is also possible to advertise the PR of a shop and the article by the slide function. There are a lot of 3-D images for display.



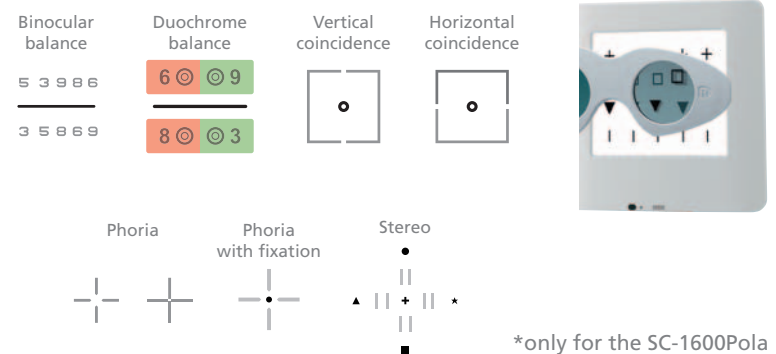
## Night Vision Test

The NIDEK SC-1600Pola / 1600 provides "Night Vision Test" to examine night-time visual acuity under low light condition.



## Polarized Charts for Binocular Test\*

The SC-1600Pola adopts the state-of-the-art technology, special LCD to polarize charts, which provides binocular assessment in a conventional way with stylish design.



## Stand Options

The optional floor stand and table stand expand the utility.



## Operation with Remote Control

The SC-1600 series can be operated with a newly designed optional remote control. Its ergonomic design makes it easy to handle, and the large LCD has room to display plenty of information. A simple but well-organized button layout provides intuitive operability.

## SC-1600 (Pola) / 1600 Specifications

Model	SC-1600 (Pola)	SC-1600
LCD		
Type	17-inch SXGA liquid crystal display	←
Resolution	1280 x 1024 pixels	←
Brightness	200 cd / m <sup>2</sup> (night mode 10 cd / m <sup>2</sup> )	←
Chart type	T, PhM, P, M, UK, G+, U, F, ISO	T, PhM, P, M, UK
Distance of installation	2.5 to 6 m, 1 cm / 1" increments	←
Binocular vision test	Polarized chart	Red-green, Prism
Chart changeover devices	Remote control (optional) Control box for the NIDEK Intelligent Refractor RT-5100, RT-3100	←
Memory card	SD memory card / Built-in card slot	←
Power supply	AC 100 to 240 V 50 / 60 Hz	←
Power consumption	100 VA	←
Dimensions / Mass	520 (W) x 47 (D) x 455 (H) mm / 5 kg 20.5 (W) x 1.9 (D) x 17.9 (H) " / 11.0 lbs.	←
Standard accessories	Polarizing glasses, Tilt bracket, Screws, Hanging plate, Wood screws, Power cord, Positioning paper	Hanging plate, Wood screws, Power cord, Positioning paper
Optional accessories	Red-green glasses, Reflection mirror, Floor stand, Table stand, Communication cable for the refractor, Infrared communication unit for the refractor, Remote control	Red-green glasses, Prism glasses, Reflection mirror, Floor stand, Table stand, Communication cable for the refractor, Infrared communication unit for the refractor, Remote control

Product / Model name: SYSTEM CHART SC-1600

Brochure and listed features of the device are intended for non-US practitioners.

Specifications may vary depending on circumstances in each country.

Specifications and design are subject to change without notice.



**HEAD OFFICE**  
**(International Div.)**  
34-14 Maehama, Hiroishi  
Gamagori, Aichi 443-0038,  
JAPAN  
TEL: +81-533-67-8895  
URL: <http://www.nidek.com>  
[Manufacturer]

**TOKYO OFFICE**  
**(International Div.)**  
3F Sumitomo Fudosan Hongo  
Bldg., 3-22-5 Hongo, Bunkyo-ku,  
Tokyo 113-0033, JAPAN  
TEL: +81-3-5844-2641  
URL: <http://www.nidek.com>

**NIDEK INC.**  
47651 Westinghouse Drive,  
Fremont, CA 94539, U.S.A.  
TEL: +1-510-226-5700  
+1-800-223-9044  
(US only)  
URL: <http://usa.nidek.com>

**NIDEK S.A.**  
Europarc,  
13 rue Auguste Perret,  
94042 Créteil, FRANCE  
TEL: +33-1-49 80 97 97  
URL: <http://www.nidek.fr>

**NIDEK TECHNOLOGIES S.R.L.**  
Via dell'Artigianato,  
6/A, 35020 Albignasego (Padova),  
ITALY  
TEL: +39 049 8629200/8626399  
URL: <http://www.nidektechnologies.it>

**NIDEK (SHANGHAI) CO., LTD.**  
Rm3205, Shanghai Multi  
Media Park, No.1027 Chang  
Ning Rd, Chang Ning District,  
Shanghai, CHINA 200050,  
TEL: +86 021-5212-7942  
URL: <http://www.nidek-china.cn>

**NIDEK SINGAPORE PTE. LTD.**  
51 Changi Business Park  
Central 2, #06-14, The  
Signature 486066,  
SINGAPORE  
TEL: +65 6588 0389