





Satellite Tracer

LT-1200 / 980




THE ART OF EYE CARE



Satellite Tracer

LT-1200 / 980



Confidently performs around all curves

The LT-1200 and LT-980 tracers incorporate an advanced state-of-the-art and newly engineered tracing mechanism that operates in a true 3-D precision context with various frames regardless of the degree of curvature.

Satellite Tracer



● *Automatic dual 3-D tracing*

The unique 3-D mechanism digitizes a binocular measure of 1,000 points of reference per eye. The highly accurate digitized data assures a precise first time fit, regardless of the level of frame curvature.

● *Variable fulcrum stylus*

The unit's unique design makes use of a variable fulcrum stylus which keeps the axis angle perpendicular to the frame at any height. The stylus automatically adjusts the angle approach of the stylus-to-frame.

● *Low pressure measurement*

The tracers utilize 50% less stylus pressure to the frame than previous models, as the pressure is dispersed over a larger area of the frame and at various angles.

● *New frame clamping design*

Frame loading is easy with the newly designed, angled frame clamps. Even frames with a large bridge size can be inserted without making contact with the stylus. The clamp pressure is minimized, thus eliminating frame warp.



LT-1200 / 980

Vital performance for accurate lens fit

Tracing is the essential foundation for well-constructed eyeglasses. The advanced technology of the LT-1200 / 980 tracers delivers the ultimate fit and finish of eyewear.



● One-touch demo lens holder

The versatile demo lens holder allows for easy setting of either demo lens or pattern in a one-touch step. New compact design beautifully integrates and self-stores within the upper slider and is easily accessible.



● Frame-support tracing

With the most challenging of high-wrap frames, performing "goggle" type frame tracing is necessary. The newly designed frame tracing support makes this process faster and easier, with excellent results.



● Built-in accessory storage space (LT-980)

The LT-980 has a convenient built-in storage compartment that is ergonomic for safe-keeping and storing of all additional accessories.



● Integrated debris protection

Upon closing, the upper and lower frame sliders interlock in a "tongue-and-groove" design, thereby protecting the mechanical core of the tracer. As a result, when not holding a frame, the sliders gently close thereby reducing exposure to debris and environmental material hazards.



Satellite Tracer

LT-1200

● LCD color touch panel

The LT-1200 offers a large 10.4-inch color LCD screen for ease of job data input. Layout and grinding conditions, including lens material, frame type and edging mode, are all easily entered and / or altered directly on the screen. Frame curve and frame wrap angle are also accurately displayed on screen.



● "Job Create" screen

In addition to frame trace data, the layout screen, frame / lens type, Rx, and job list are all displayed on the screen with an intuitive layout to support easy data processing.



*Displayed screens are different between Lab tracer and Web tracer.

● Advanced shape editor function

The LT-1200 has a unique shape editing function inclusive of height ("b") and width ("a") dimensional adjustments via a simple +/- touch screen input, or select easy shape modification for finite design when needed.



● Composite tracing



Composite tracing measures the FPD / DBL and frame wrap angle along with the frame shape. Thus, calculating all frame measurements automatically.

● Memorizing lens shapes

The LT-1200 can store data up to 1,000 lens shape patterns. The data can be easily recalled from the "library" for immediate lens processing.




Multi-function lab tracer

Full frame traced data, grinding condition and layout data can be easily transmitted to any LMS (Lab Managing System) server PC and / or lens edger for seamless and accurate lab processing and operations.

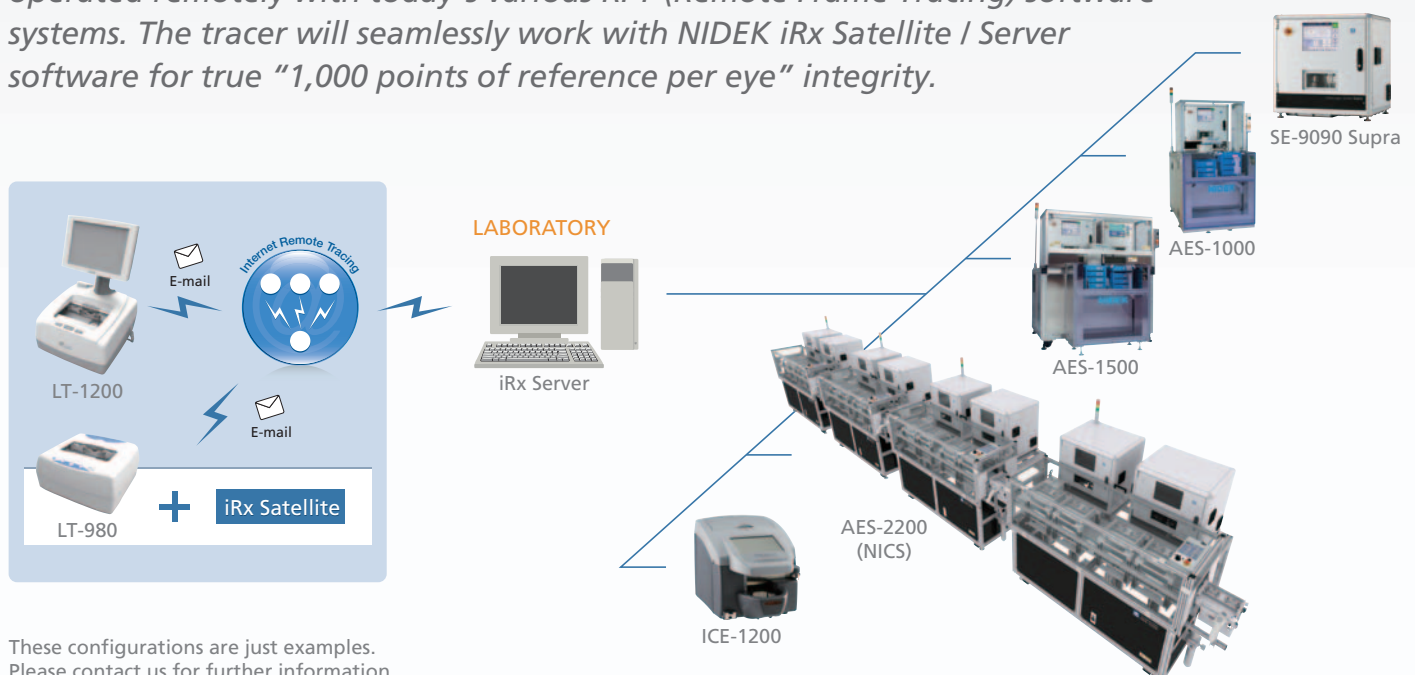
Versatile network

VCA / OMA protocol compatible and simple RS-232C cable connection allows easy lab integration and meet high throughput expectations of today's labs.



Web tracer

The LT-1200 can be used as a web tracer without the need for a PC. In addition, it can be operated remotely with today's various RFT (Remote Frame Tracing) software systems. The tracer will seamlessly work with NIDEK iRx Satellite / Server software for true "1,000 points of reference per eye" integrity.



These configurations are just examples. Please contact us for further information.

LT-1200 / 980 Specifications

Model	LT-1200	LT-980
Tracing method	Automatic 3-D binocular tracing	←
Measurement range		
Frame	Shape width : 36 to 85 mm Shape height : 18.4 to 66 mm Frame horizontal width : 113 to 180 mm Maximum height from clamp midpoint: 23 mm Maximum frame vertical width : 50 mm at the maximum height Maximum frame horizontal width : 150 mm at the maximum height	←
Pattern	ø22 to 74 mm (15.5 to 66 mm vertically)	
Measurement item	Lens shape FPD 3-D circumference (2-D circumference during pattern and demo lens tracing) Frame warping angle Frame curve	←
Measuring points	1,000 points	←
Frame clamping	One-touch automatic clamping	←
Setting of stylus	Switchable between automatic and semiautomatic	←
Item to be entered	FPD : 30.00 to 99.50 mm (0.01 mm increments) PD : 30.00 to 99.50 mm (0.01 mm increments) 1/2 PD : 15.00 to 49.75 mm (0.01 mm increments) Height of optical center : 0 to ±15.00 mm (0.01 mm increments) Size adjustment : 0 to ±9.95 mm (0.01 mm increments) Axis : 0 to 180° (1° increments) Lens material : CR-39, Hi-index, Polycarbonate, Acrylic, Trivex, Urethane, Glass Lens type : Single vision, Bifocal, Progressive Frame type : Metal, Plastic, Optyl, Two-point, Nylon Processing mode : Polishing selection, Grooving selection, Optical or frame center selection, Grinding selection Frame tilt angle : 0 to 25.5° or 0 to 35.0° (0.1° increments) Frame curve : 0 to 12.0 (0.1 increments) Job code	None
Display	10.4-inch color LCD touch panel	None
Tracing time		
Frame tracing	30 seconds or less (automatic binocular tracing using calibration jig)	←
Pattern tracing	20 seconds or less (tracing using calibration jig)	
Interface	RS-232C - 2 ports 1 port for barcode scanner 1 port for PC or lens edger USB - 1 port (for connection with a PC) LAN - 1 port	RS-232C - 2 ports 1 port for barcode scanner 1 port for PC or lens edger USB - 1 port (for connection with a PC)
Power supply	AC100 to 120 V / 230 V 50 / 60 Hz	←
Power consumption	70 VA	←
Dimensions / Mass	320 (W) x 320 (D) x 480 (H) mm / 14 kg 12.6 (W) x 12.6 (D) x 18.9 (H) " / 31 lbs.	315 (W) x 300 (D) x 155 (H) mm / 7 kg 12.4 (W) x 11.8 (D) x 6.1 (H) " / 15 lbs.
Standard accessories	Accessory case, Spare fuse, Hexagonal wrench, Stylus cover, Standard pattern, Pattern setting unit, Standard frame, Frame support attachment, Stylus pen, USB driver CD for Windows, RS-232C cable (3 m), USB cable (1 m), Power cord	Fuse, Hexagonal wrench, Stylus cover, Standard pattern, Pattern setting unit, Standard frame, Frame support attachment, USB driver CD for Windows, RS-232C cable (3 m), USB cable (1 m), Power cord, Dust cover
Optional accessories	Barcode scanner, RS-232C cable (5 m, 10 m), USB cable (3 m, 5 m)	Barcode scanner, RS-232C cable (5 m, 10 m), USB cable (3 m, 5 m)

Specifications and design are subject to change without notice.

Trivex and CR-39 are registered trademarks of PPG Industries Ohio, Inc.

Optyl is a registered trademark of Safilo.

All other brand and product names are trademarks or registered trademarks of their respective companies.



HEAD OFFICE
(International Div.)
34-14 Maehama, Hiroishi
Gamagori, Aichi 443-0038,
JAPAN
TEL: +81-533-67-8895
URL: <http://www.nidek.com>
[Manufacturer]

TOKYO OFFICE
(International Div.)
3F Sumitomo Fudosan Hongo
Bldg., 3-22-5 Hongo, Bunkyo-ku,
Tokyo 113-0033, JAPAN
TEL: +81-3-5844-2641
URL: <http://www.nidek.com>

NIDEK INC.
47651 Westinghouse Drive,
Fremont, CA 94539, U.S.A.
TEL: +1-510-226-5700
+1-800-223-9044
(US only)
URL: <http://usa.nidek.com>

NIDEK S.A.
Europarc,
13 rue Auguste Perret,
94042 Créteil, FRANCE
TEL: +33-1-49 80 97 97
URL: <http://www.nidek.fr>

NIDEK TECHNOLOGIES S.R.L.
Via dell'Artigianato,
6/A, 35020 Albignasego (Padova),
ITALY
TEL: +39 049 8629200/8626399
URL: <http://www.nidektechnologies.it>

NIDEK (SHANGHAI) CO., LTD.
#915, China Venturtech Plaza,
819 Nanjing West Rd, Jing An
District, Shanghai 200041,
CHINA
TEL: +86 021-5212-7942
URL: <http://www.nidek-china.cn>

NIDEK SINGAPORE PTE. LTD.
51 Changi Business Park
Central 2, #06-14, The
Signature 486066,
SINGAPORE
TEL: +65 6588 0389

